



# TECHNICAL SUBMITTAL DATA SHEET

## HVAC/Air Conditioner Condensate Pan Overflow Alarm

Job Name: \_\_\_\_\_

Job Location: \_\_\_\_\_

Engineer: \_\_\_\_\_

Engineer Approval: \_\_\_\_\_

Contractor: \_\_\_\_\_

Contractor Approval: \_\_\_\_\_

Contractor P.O.: \_\_\_\_\_

Representative: \_\_\_\_\_

### MODEL RS-097

#### TYPICAL INSTALLATIONS INCLUDE:

- Air conditioners and HVAC systems
- Water chillers (roof-top or inside the structure)

#### HIGHLY RECOMMENDED FOR:

- Multi-residential complexes
- Commercial office buildings
- Any facility with a history of insurance claims for water damage

#### FEATURES:

- Re-useable and testable
- Easy reset button
- Plugs into a standard 120V AC outlet
- Audible alarm (83 dB)
- N/O and N/C dry contacts
- Factory pre-wired

#### MODIFIED KIT CONFIGURATIONS:

##### RS-097-MK6 Plenum-Rated Kit –

Features plenum-rated wires and step-down transformer (120, 208, 240V AC to 24V AC) with mounting plate in lieu of standard wall wart. Ideal for monitoring HVAC equipment and chillers installed in hidden plenum spaces. Please see the RS-097-MK6 installation manual for detailed installation instructions.



#### APPLICATION CONSIDERATIONS:

The RS-097 system is designed to prevent water damage caused by overflowing air conditioning, HVAC, HVACR and water chiller condensate pans. This unit features an elevated (1/2") water sensor which will allow for a normal amount of water in the pan and only activate in a near-overflow situation. When too much water accumulates in the pan, an alarm sounds. An optional signal wire can be wired through an appropriate relay (not included) to turn off the HVAC unit when the alarm is activated to prevent further accumulation.

#### INSTALLATION OVERVIEW:

The receiver box plugs into a standard 120V AC wall outlet. A sensor is placed in the condensate pan or another area where water is likely to accumulate. Up to 5 additional sensors can be added for a wider area of leak detection. Components come pre-wired.

The system can be performance tested anytime; it is resettable via reset button on the receiver box. Optional dry contact connections (NO/C/NC) can also be used for fault notification to existing security panel or BMS.

# RS-097 TECHNICAL SUBMITTAL DATA SHEET

## ORDERING INFORMATION:

Valve Size	P/N	UPC
N/A	RS-097	857640005359

## OPERATING SPECIFICATIONS:

### Receiver Box

Transformer .....	120V AC
Voltage .....	24V AC
Absorbed Current .....	0.6 A
Absorbed Power .....	15V A
Frequency .....	50/60 Hz
Working Temp. ....	0° to 100°F
Square Drive.....	0.43
Audible Alarm .....	83 dB

## MATERIALS:

### Receiver Box & Sensor

Body .....	High-performance engineered polymer
------------	-------------------------------------

## CABLE LENGTHS:

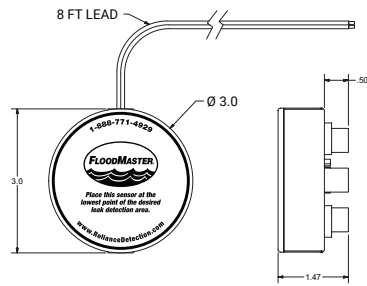
Power Cord .....	12'
Sensor Cable.....	8' (custom lengths avail.)

## APPROVALS:

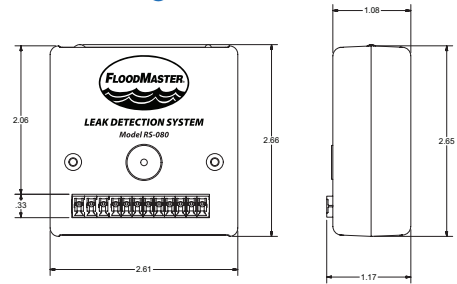
MA Board of Registration of Plumbers  
Approval – Code # P3-0818-66.

## DIMENSIONS & WEIGHTS:

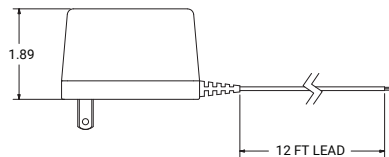
### Water Sensor



### Receiver Box



### Power Supply – 24V AC Wall Wart



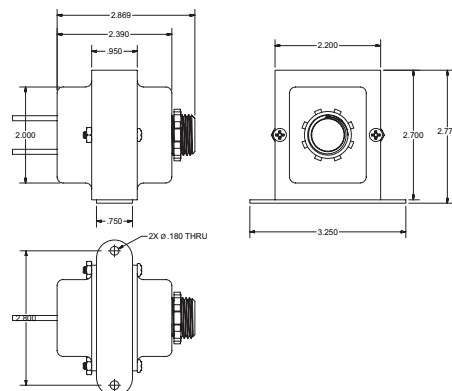
## AVAILABLE ACCESSORIES:

- **Wired Sensor Pucks** – Up to 5 additional elevated sensors can be wired to a single RS-097 receiver box for multi-unit monitoring, with 8', 25', 50' and 100' cable lengths available. P/N RSA-150-008; -025; -050; -100.
- **Auto Dialer** – Receive automatic phone alerts whenever the RS-097 system identifies a fault condition. P/N RSA-600-003

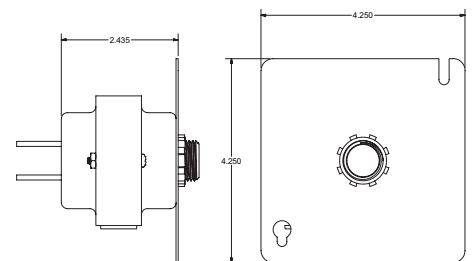
## RS-097-MK6 MODIFIED KIT:

Modified kit RS-097-MK6 includes plenum-rated wires and a step-down transformer (120, 208, 240V AC to 24V AC) with mounting plate in lieu of the standard plug-in wall wart.

### Step-Down Transformer



### Mounting Plate



RDT recommends that installations be completed by a licensed plumber to ensure that all local code requirements are followed.



**Reliance Detection Technologies, LLC**  
27 Business Park Drive  
Branford, CT 06405

203-488-2684 or 888-771-4929  
info@RelianceDetection.com  
[www.RelianceDetection.com](http://www.RelianceDetection.com)